



Y75 Series Sensing Probes

The Y75 Series Sensing Probes are used with Direct Spark Ignition (DSI), Hot Surface Ignition (HSI), and Intermittent Pilot Ignition (IPI) systems. Various lengths and mounting styles are available. Consult BASO Gas Products regarding sensing probes details required for your specific application.



Figure 1: Y75 Sensing Probes

Features and Benefits	
<input type="checkbox"/> Compact Design	Permits installation in a variety of DSI, HSI, and IPI applications
<input type="checkbox"/> Sensors Cut to Length and Configured	Maximizes performance
<input type="checkbox"/> 0.114 in. (2.9 mm) Diameter Rods Available	Allows for use with high temperature applications
<input type="checkbox"/> Detachable Lead Wires	Allows individual wires to be replaced instead of the entire assembly

Application

A Y75 sensing probe of single construction can be used to sense main burner flame in DSI and HSI applications. In IPI applications, the sensor is used as a remote sensor or in conjunction with a pilot burner assembly. If flame is sensed, the ignition control allows the main gas valve to remain open until the appliance thermostat is satisfied.

General Construction

The Y75 is a Kanthal D or Hoskins 815 rod in a Steatite ceramic insulator mounted to a plated cold rolled steel bracket. Standard rod diameter is 0.114 in. (2.9 mm). Sensors are also available with a 0.084 in. (2.13 mm) diameter rod. Standard sensor leads are available in lengths from 6 to 48 in. (152 to 1,220 mm), in 6 in. (152 mm) increments with a maximum temperature rating of 302°F (150°C).

High temperature sensor leads with a maximum temperature rating of 482°F (250°C) are also available. An insulated terminal on the sensor lead is optional.

Bend Specifications

The minimum distance between bends is 0.25 in. (6.35 mm). The minimum distance from the ceramic insulator to the first bend is 0.25 in. (6.35 mm). The maximum bend angle is 90 degrees, and the minimum bend radius is 0.063 in. (1.60 mm). The maximum number of bends per rod is two. See Figure 2.

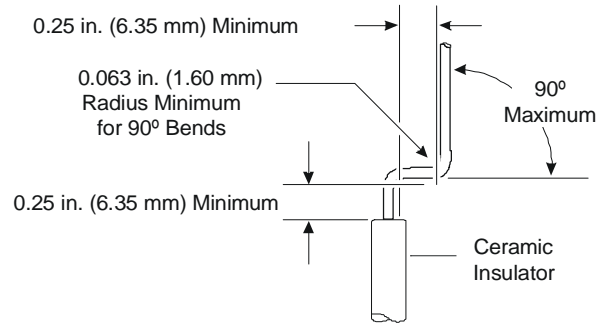


Figure 2: Y75 Bend Specifications

Dimensions

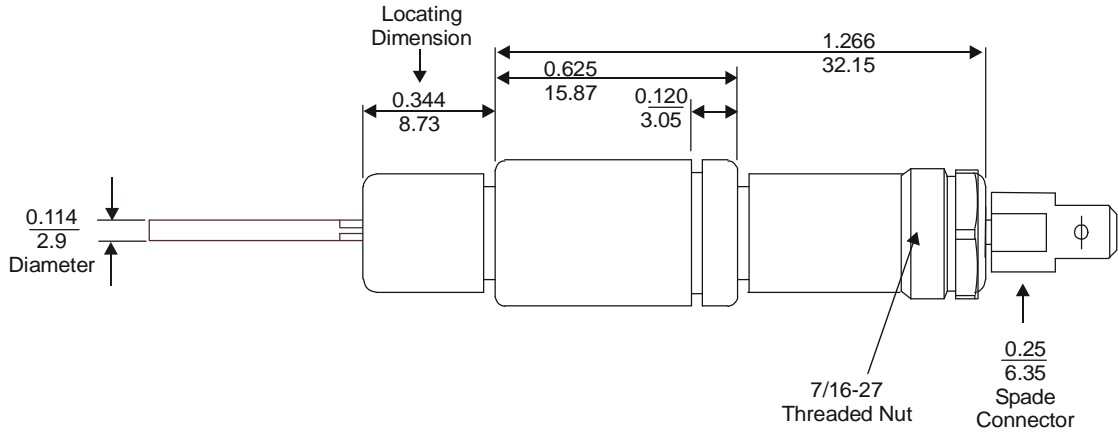


Figure 3: Y75A Dimensions, mm (in.)

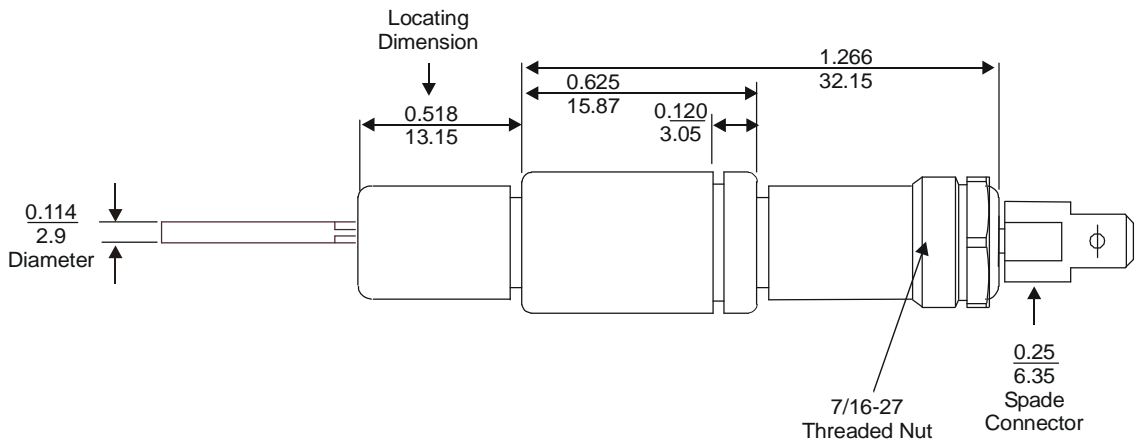


Figure 4: Y75B Dimensions, mm (in.)

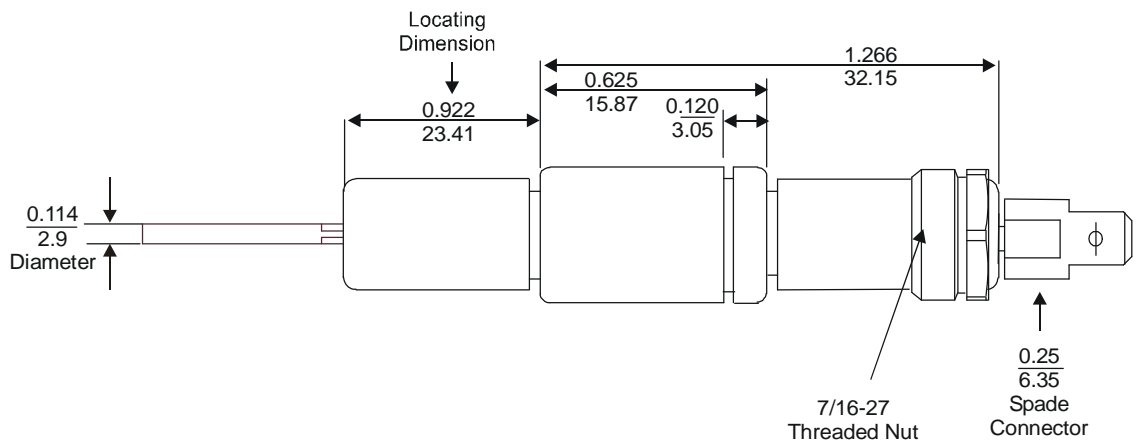


Figure 5: Y75C Dimensions, mm (in.)

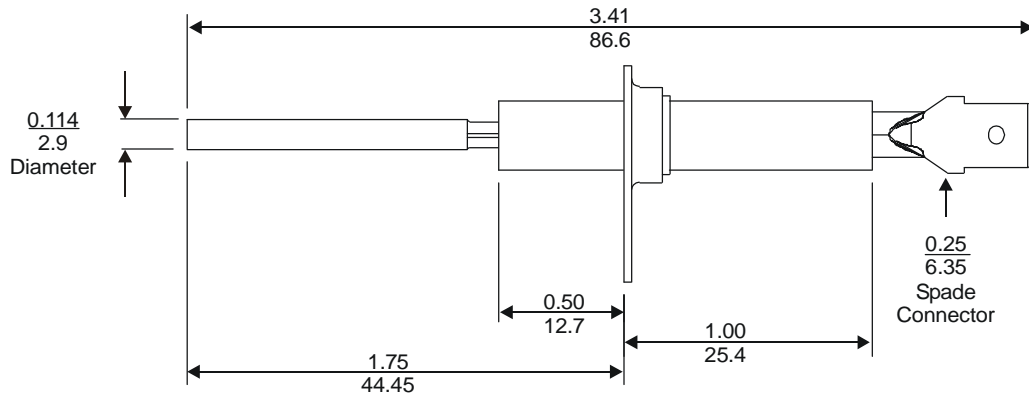


Figure 6: Y75MK Dimensions, mm (in.)

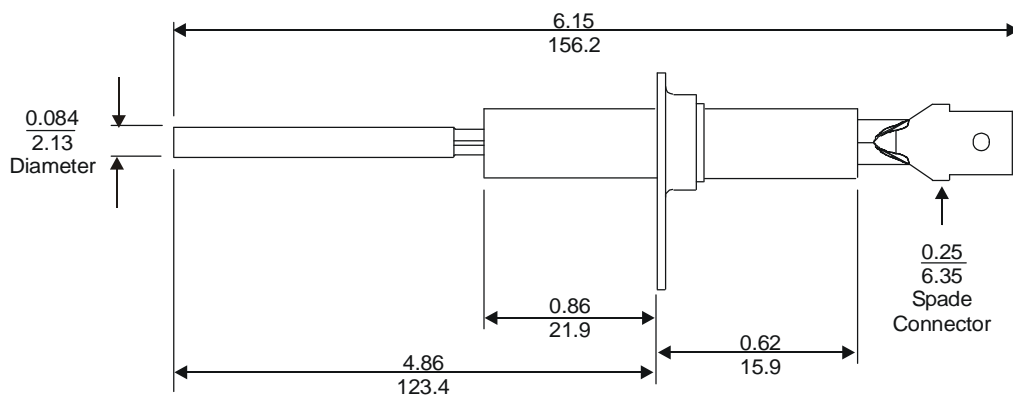
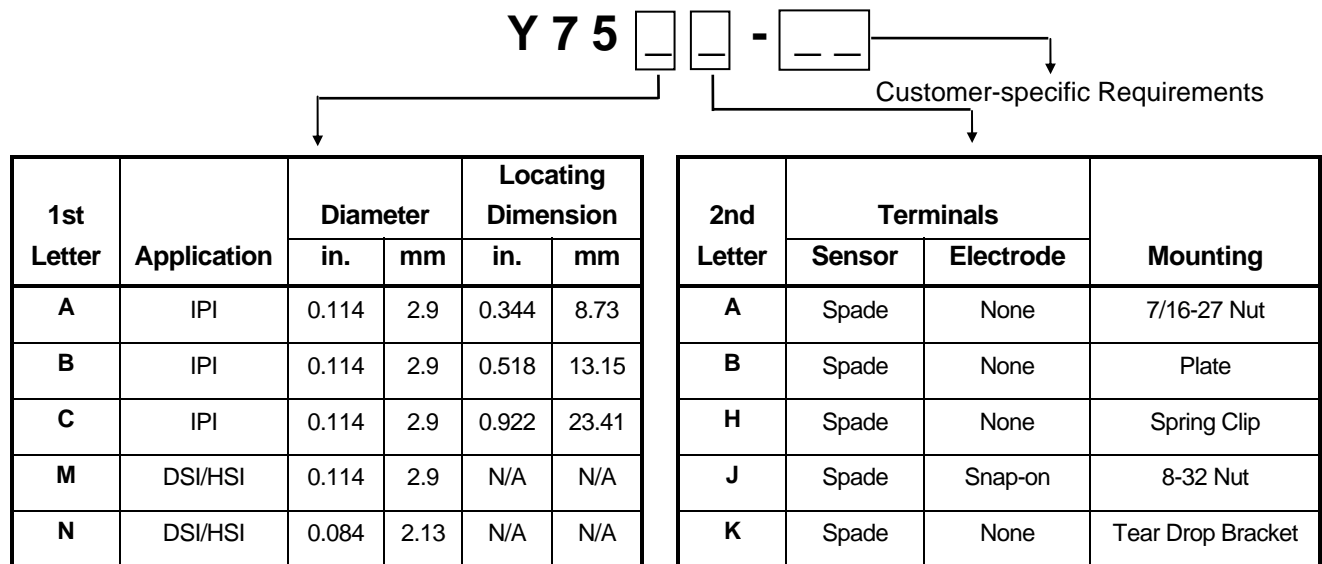


Figure 7: Y75NK Dimensions, mm (in.)

Ordering Information



The presence of a particular construction in this information does not guarantee its availability. Consult BASO Gas Products for available constructions.

Figure 8: Ordering Matrix

Notes

Notes

Specifications

Product	Y75 Series Sensing Probes		
Material	Rod:	Kanthal D or Hoskin 815	
	Ceramic:	Steatite	
	Bracket:	Plated Steel	
Maximum Temperature	Rod:	1800°F (982°C)	
	Ceramic:	1000°F (538°C)	
Lead Length	6 in. (152 mm) minimum, 48 in. (1,220 mm) maximum, in increments of 6 in. (152 mm)		
Sensor		Standard	High Temperature
	Gauge:	18 AWG	same as standard
Lead	Maximum temperature:	302°F (150°C)	482°F (250°C)
	UL wire style:	Style 3212	Style 3252
Configurations	Maximum rod length:	4 in. (102 mm)	
	Maximum bends per rod:	2	
	Maximum bend angle:	90 degrees	
	Minimum bend radius:	0.063 in. (1.60 mm)	
	Minimum distance between bends:	0.25 in. (6.35 mm)	
	Minimum distance from ceramic to first bend:	0.25 in. (6.35 mm)	
Agency Listings	CSA Certificate Number 229521-1656071		
Specification Standards	ANSI Z21.20, CAN1-6.4		

Performance specifications are nominal and conform to acceptable industry standards. All agency certification of BASO products is performed under dry and controlled indoor environmental conditions. Use of BASO products beyond these conditions is not recommended and may void the warranty. Product must be protected if exposed to water (dripping, spraying, rain, etc.) or other harsh environments. The original equipment manufacturer or end user is responsible for the correct application of BASO products. Consult BASO Gas Products LLC for questionable applications. BASO Gas Products LLC shall not be liable for damages or product malfunctions resulting from misapplication or misuse of its products.

Refer to the Y75 Series Sensing Probes for Electronic Ignition Systems Installation Instructions (BASO-INS-Y75) for necessary information on operating and performance specifications of this product.



BASO Gas Products LLC

1007 South 12th Street
 PO Box 170
 Watertown, WI 53094
 1-877-227-6427 (1-877-BASOGAS)

www.baso.com
 Printed in U.S.A.